

**UNITED STATES BANKRUPTCY COURT**  
**Western District of Tennessee**  
**PETITIONS CLOSED FOR TWELVE MONTH PERIODS**  
**BY DIVISIONS**

<b>Oct 1, 2017 - Sep 30, 2018</b>			
	<b>Memphis</b>	<b>Jackson</b>	<b>Totals</b>
Chapter 7	2,908	981	3,889
Chapter 11	27	10	37
Chapter 12	0	1	1
Chapter 13	9,064	1,990	11,054
<b>Totals:</b>	<b>11,999</b>	<b>2,982</b>	<b>14,981</b>

<b>Oct 1, 2016 - Sep 30, 2017</b>			
	<b>Memphis</b>	<b>Jackson</b>	<b>Totals</b>
Chapter 7	2,850	970	3,820
Chapter 11	23	7	30
Chapter 12	0	0	0
Chapter 13	9,986	2,056	12,042
<b>Totals:</b>	<b>12,859</b>	<b>3,033</b>	<b>15,892</b>

<b>Oct 1, 2015 - Sep 30, 2016</b>			
	<b>Memphis</b>	<b>Jackson</b>	<b>Totals</b>
Chapter 7	3,073	1,008	4,081
Chapter 11	20	7	27
Chapter 12	0	1	1
Chapter 13	10,022	2,310	12,332
<b>Totals:</b>	<b>13,115</b>	<b>3,326</b>	<b>16,441</b>

<b>Oct 1, 2014 - Sep 30, 2015</b>			
	<b>Memphis</b>	<b>Jackson</b>	<b>Totals</b>
Chapter 7	3,148	1,053	4,201
Chapter 11	22	13	35
Chapter 12	0	0	0
Chapter 13	10,461	2,504	12,965
<b>Totals:</b>	<b>13,631</b>	<b>3,570</b>	<b>17,201</b>

<b>2018 Over 2017</b>			
	<b>Memphis</b>	<b>Jackson</b>	<b>Total %</b>
Chapter 7	58	11	1.81%
Chapter 11	4	3	23.33%
Chapter 12	0	1	100%
Chapter 13	(922)	(66)	-8.20%
<b>Totals:</b>	<b>(860)</b>	<b>(51)</b>	<b>-5.73%</b>

<b>2018 Over 2017</b>		
	<b>Jackson</b>	<b>Total %</b>
Chapter 7	11	1.13%
Chapter 11	3	42.86%
Chapter 12	1	100%
Chapter 13	(66)	-3.21%
<b>Totals:</b>	<b>(51)</b>	<b>-1.68%</b>

<b>% of Closings by Chap. By Div. Chapter % of</b>			
	<b>Memphis</b>	<b>Jackson</b>	<b>Total Closings</b>
Chapter 7	75%	25%	26%
Chapter 11	73%	27%	0%
Chapter 12	0%	100%	0%
Chapter 13	82%	18%	74%
<b>Totals:</b>	<b>80%</b>	<b>20%</b>	<b>100%</b>

<b>% of Closings by Chap. By Div. Chapter % of</b>			
	<b>Memphis</b>	<b>Jackson</b>	<b>Total Closings</b>
Chapter 7	75%	25%	24%
Chapter 11	77%	23%	0%
Chapter 12	0%	0%	0%
Chapter 13	83%	17%	76%
<b>Totals:</b>	<b>81%</b>	<b>19%</b>	<b>100%</b>

<b>% of Closings by Chap. By Div. Chapter % of</b>			
	<b>Memphis</b>	<b>Jackson</b>	<b>Total Closings</b>
Chapter 7	75%	25%	25%
Chapter 11	74%	26%	0%
Chapter 12	0%	100%	0%
Chapter 13	81%	19%	75%
<b>Totals:</b>	<b>80%</b>	<b>20%</b>	<b>100%</b>

<b>% of Closings by Chap. By Div. Chapter % of</b>			
	<b>Memphis</b>	<b>Jackson</b>	<b>Total Closings</b>
Chapter 7	75%	25%	24%
Chapter 11	63%	37%	0%
Chapter 12	0%	0%	0%
Chapter 13	81%	19%	75%
<b>Totals:</b>	<b>79%</b>	<b>21%</b>	<b>100%</b>

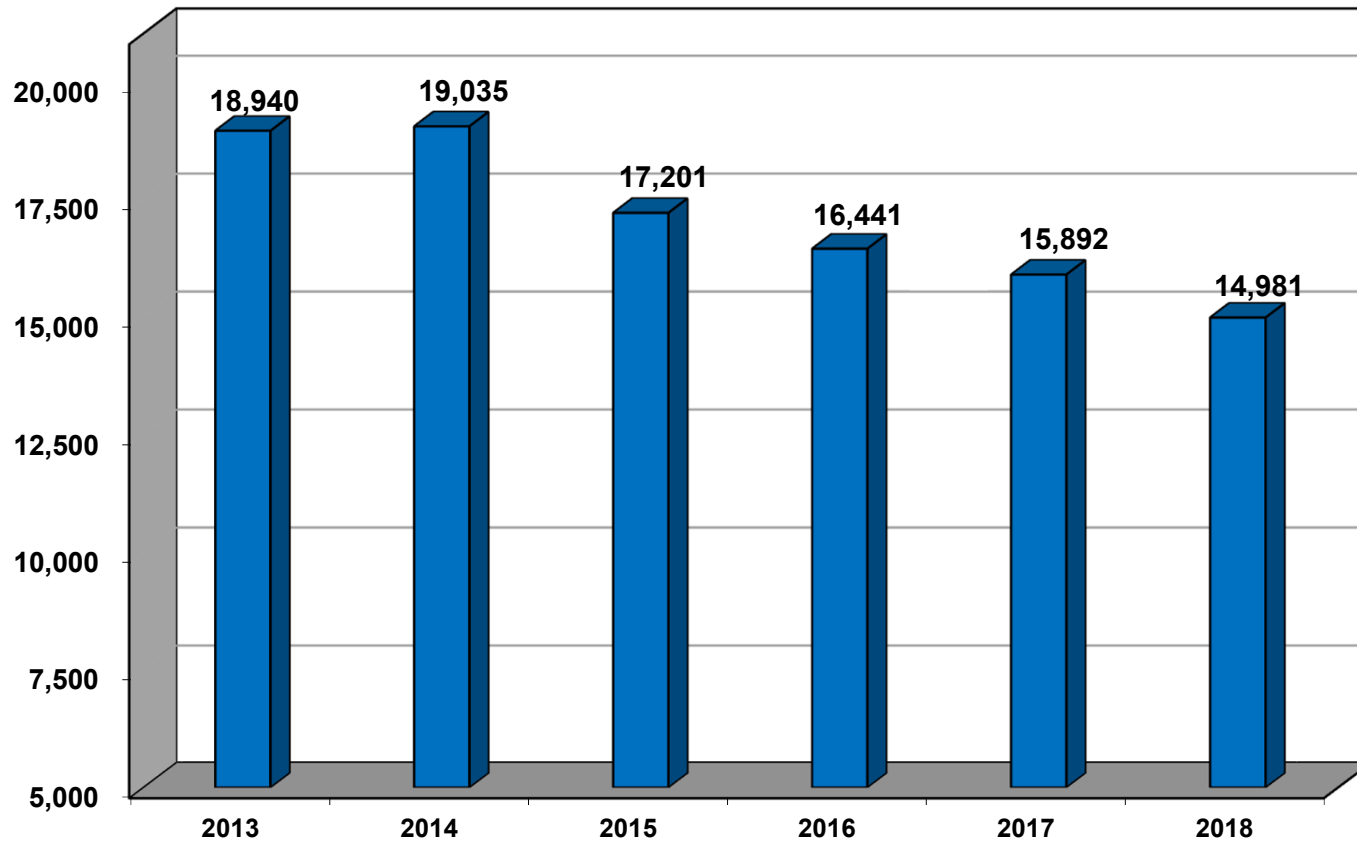
**Overall Change**  
**2018 Over 2017**  
**(Both Divisions)**

**-5.73%**

<b>2018 Over 2017</b>		
	<b>Memphis</b>	<b>Total %</b>
Chapter 7	58	2.04%
Chapter 11	4	17.39%
Chapter 12	0	0.00%
Chapter 13	(922)	-9.23%
<b>Totals:</b>	<b>(860)</b>	<b>-6.69%</b>

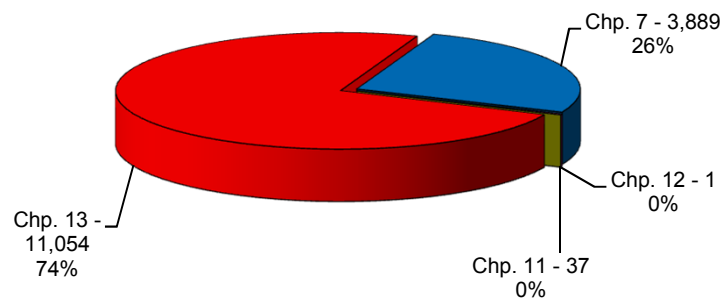
*Calculation of percentages are rounded to two places. .745 would be shown as .75 or 75%, and .744 would be displayed as .74 or 74%.*

**Total Closings For Western District by Year  
12 Month Period Ending Sept 30, 2018  
and Prior 12 Month Intervals**

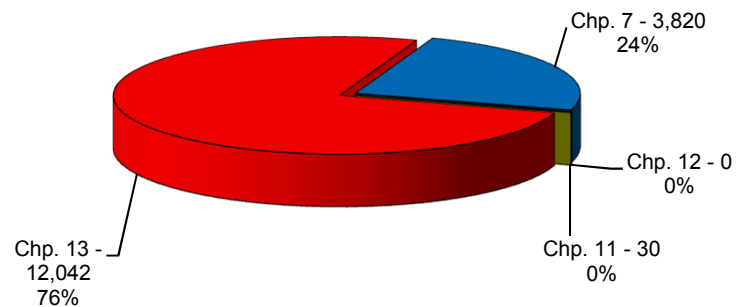


**United States Bankruptcy Court  
Western District of Tennessee**

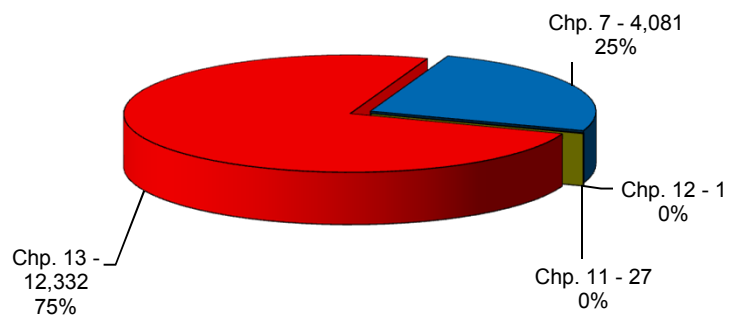
**Bankruptcy Case Closings  
Oct 1, 2017 thru Sep 30, 2018**



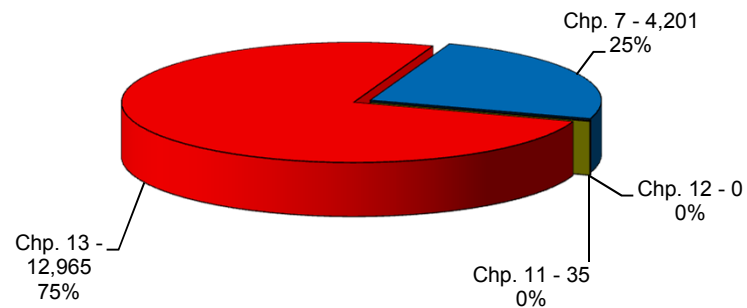
**Bankruptcy Case Closings  
Oct 1, 2016 thru Sep 30, 2017**



**Bankruptcy Case Closings  
Oct 1, 2015 thru Sep 30, 2016**

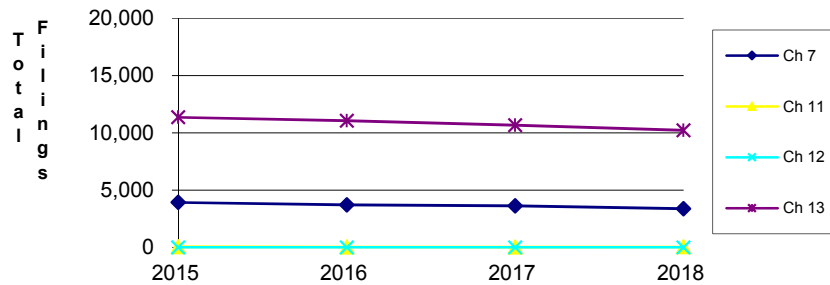


**Bankruptcy Case Closings  
Oct 1, 2014 thru Sep 30, 2015**

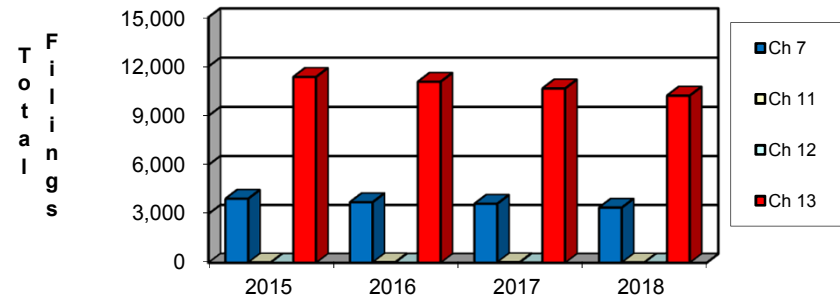


# United States Bankruptcy Court Western District of Tennessee

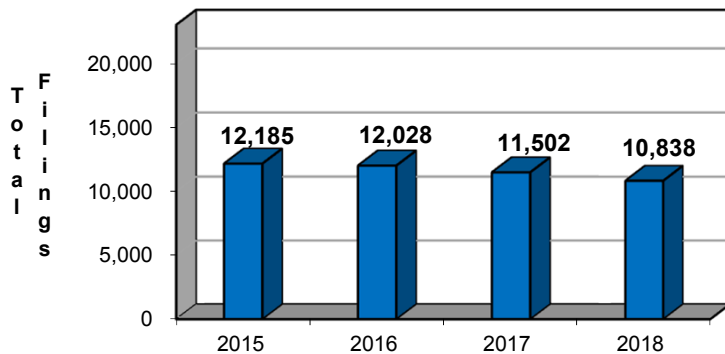
## Bankruptcy Case Filings Three Year Comparison



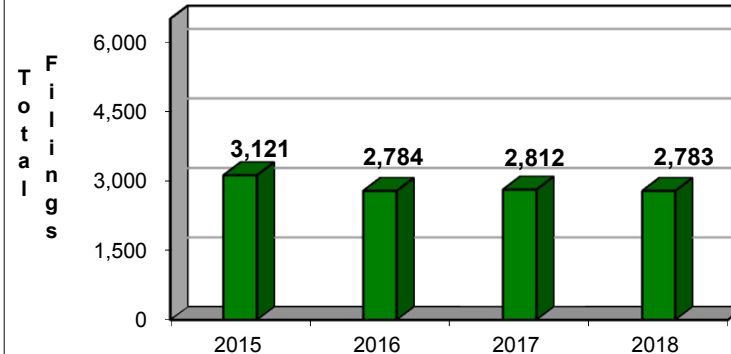
## District Wide Total By Chapter



## Total Filings For Western Division By Year 12 Month Period Ending Sep 30, 2018 and Prior 12 Month Intervals



## Total Filings For Eastern Division By Year 12 Month Period Ending Sep 30, 2018 and Prior 12 Month Intervals



**NOTE: Data For Each Year was Calculated Beginning Sep 30, 2018 And Extending Backwards Twelve Months**